

TENTATIVE WRITING SYSTEM FOR THE ITHKUIL SUCCESSOR LANGUAGE --- v. 0.1

Example look and feel:

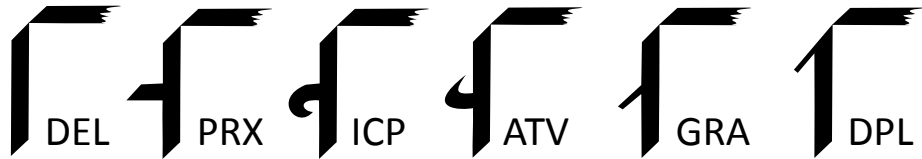
ᠠᠨᠠᠨᠠᠨᠠᠨᠠᠨ ᠠᠨᠠᠨᠠᠨᠠᠨᠠᠨ

AFFILIATION & PERPECTIVE shown by a “gamma”-shaped frame consisting of a vertical bar and top cross-bar. This frame will contain the C_R consonantal characters within it, as shown on the next page.

	MONADIC	POLYADIC	NOMIC	ABSTRACT		
CSL					<div style="border: 1px solid black; padding: 5px; text-align: center;"> CONFIGURATION shown by mutation of lower end of vertical bar </div>	<div style="border: 1px solid black; padding: 5px; text-align: center;"> FML DESIGNATION shown by lengthening the left-hand vertical bar below the baseline. </div>
ASO						
VAR					<div style="border: 1px solid black; padding: 5px; text-align: center;"> SPECIFICATION shown by adding different vertical bars to parallel the vertical bar of the frame </div>	<div style="border: 1px solid black; padding: 5px; text-align: center;"> CONTEXT shown by underposed diacritics </div>
COA						

Extension and RPV Essence are shown by adding a preceding increment to the Affiliation/Perspective left-side vertical bar. If the left-side vertical bar is “doubled” due to the presence of non-BSC specification, add the increment to the left-most vertical bar.

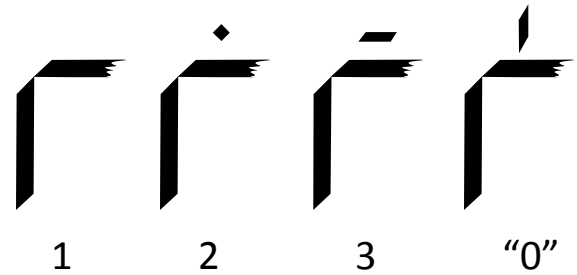
EXTENSION
shown by increment added to left side of vertical bar



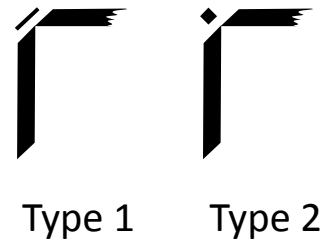
RPV Essence
shown by doubling the increment added to left side of vertical bar (DEL Extension has a special form)



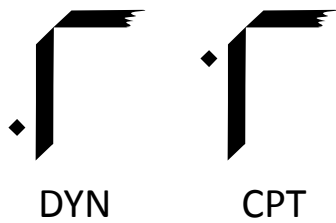
STEMS
shown by superposed diacritics



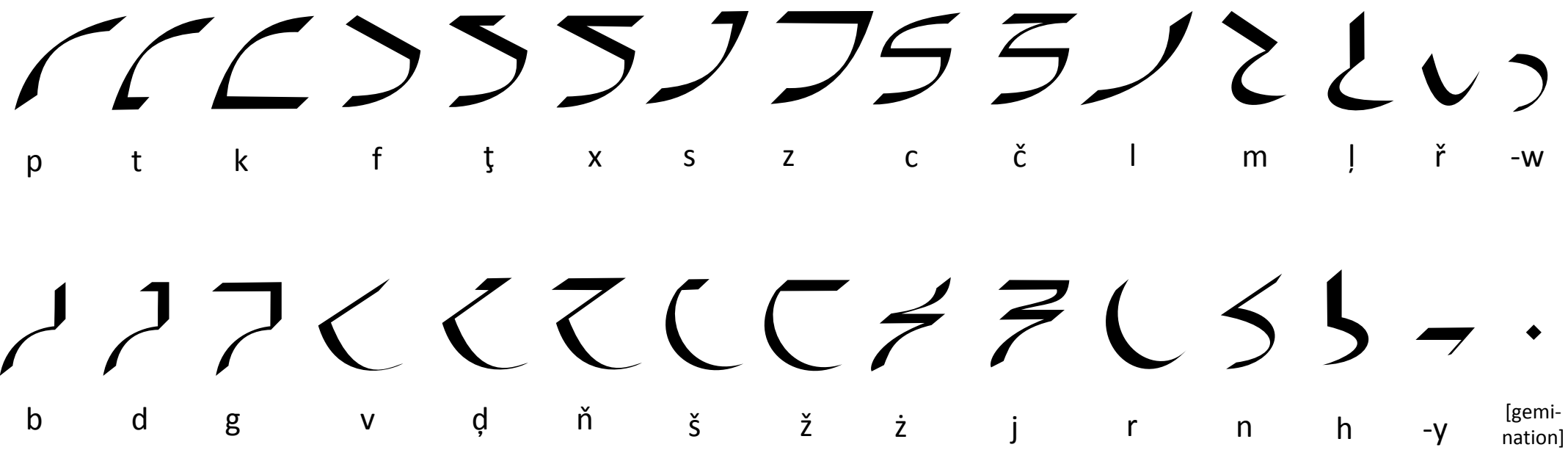
INCORP. STEM
shown by diacritic in upper left corner




DYN Function & CPT Version
shown by preceding dots



C_R consonantal characters are combined into ligatures by attaching to each other and overlapping, then placed within an Affiliation/Perspective frame. The reading “order” starts with whichever character has the most left-hand portion; if vertically stacked, then the top character precedes the bottom.



Examples showing various C_R roots within various Affiliation/Perspective “frames”:



C_R HANDWRITTEN FORMS



V_xC_S AFFIXES

The C_S affix is shown using C_R consonantal forms underneath a horizontal bar. Left end of bar shows affix-type; right end end shows degree.



Type 1



Type 2



Type 3

Underposed diacritics show whether the affix applies to an incorporated stem and whether it applies to the stems CA complex.

Affix applies to primary stem, but not its C_A [none]

Affix applies to primary stem including its C_A ◆

Affix applies to incorp. stem, but not its C_A —

Affix applies to incorp. stem including its C_A †



Degree 1



Degree 2



Degree 3



Degree 4



Degree 5



Degree 6



Degree 7



Degree 8



Degree 9



Degree "0"



-üa/-üe (C_A stacking affix)


Examples:



-amm



-uřš

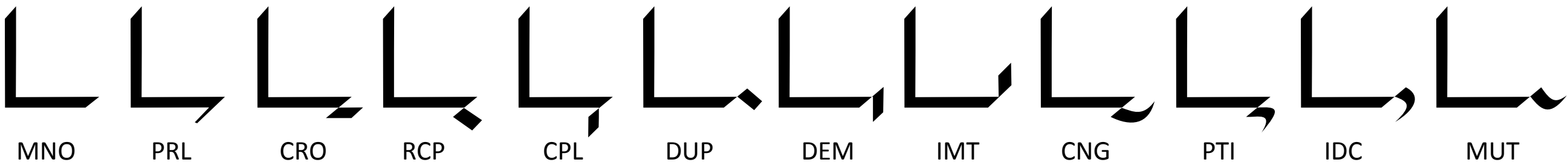


-euk|



-uëvgl

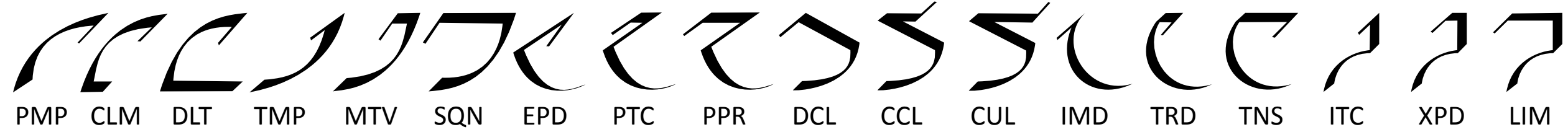

VALENCE & PHASE shown by L-shaped form; Valence shown by lower-right end mutation, Phase shown by upper-left end mutation



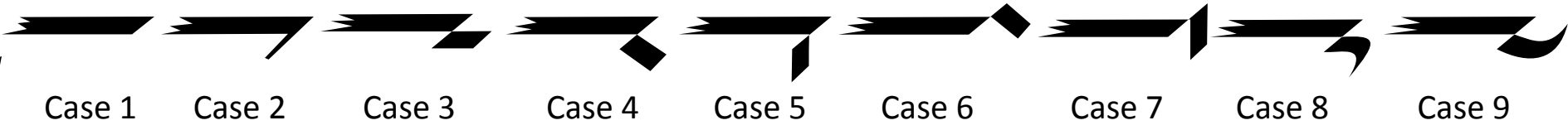
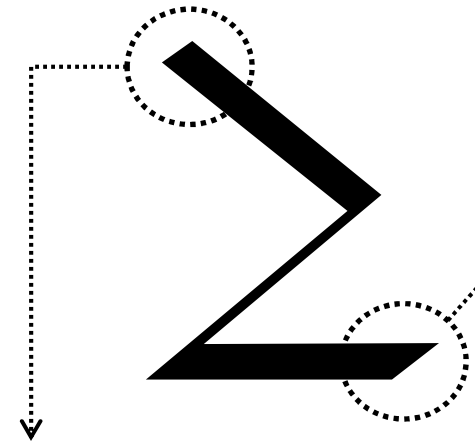
EFFECT shown by the following forms contained within Valence/Phase form



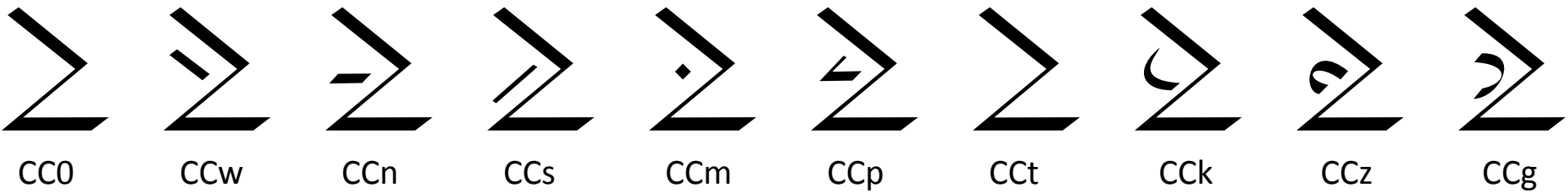
ASPECT shown by C_R-like forms (w/ extra "tail") contained within Valence/Phase form; can be combined into ligatures for multiple aspects











CASE/FORMAT shown by the form below, whose ends are modified to show the 68 cases

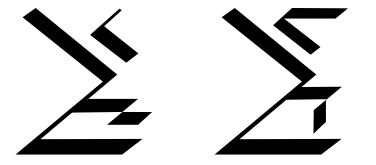


Case Scope indicated by inserting the following forms into the left-center of the Case marker

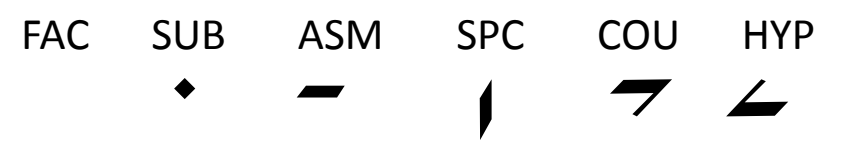


-  Transrelative cases
-  Appositive cases
-  Associative cases
-  Adverbial cases
-  Spatio-Temporal cases I
-  Spatio-Temporal cases II
-  Relational cases I
-  Relational cases II

Case stacking is shown by inserting the truncated forms at left and those at the top of this page into the right-side niches of the primary case marker:



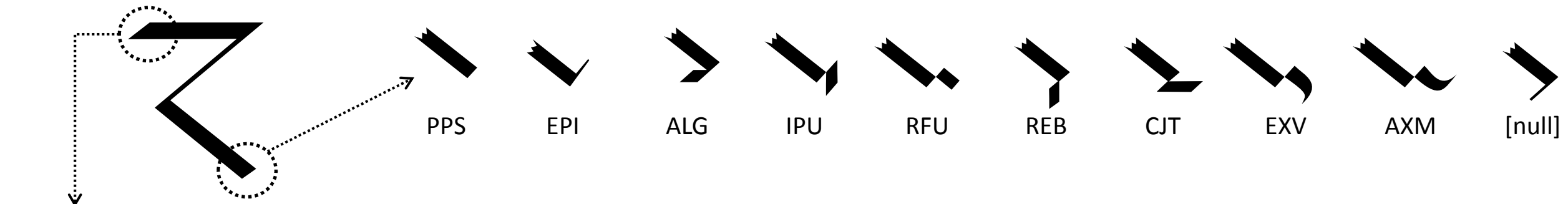
MOOD is shown by underposed diacritics; may be placed under Case forms, Valence/Phase forms, or under the Sanction/Illocution forms shown on the next page.



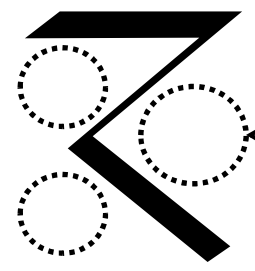
FRAMED Relation shown by placing the form shown to the right anywhere within a Case marker, Valence/Phase form, or Sanction/Illocution form.



SANCTION/ILLOCUTION shown using the following form with mutation of the two ends.



- CNF
- INF
- ITU
- REV
- HSY
- USP
- DIR
- IRG
- DEC



Note that ASPECT forms/ligatures as well as EFFECT markers may be placed inside a Sanction/Illocution form